



Profile of Sheltered Homeless Veterans for Fiscal Years 2009 and 2010

Prepared by the National Center for Veterans Analysis and Statistics

September 2012

Data Source and Methodology

- This brief uses data from the 2009 and 2010 Annual Homeless Assessment Reports (AHAR) to Congress. The reports were sponsored by the Department of Housing and Urban Development and the Department of Veterans Affairs. To access the reports, go to: <http://www.hudhre.info/documents/2009AHARVeteransReport.pdf> and <http://hudhre.info/documents/2010AHARVeteransReport.pdf>.
- A sheltered homeless individual Veteran (SHIV) is a homeless Veteran who uses emergency shelters or transitional housing facilities. This brief shows their demographic characteristics and compares them with the non-Veterans homeless individual adults for fiscal year (FY) 2009 and FY 2010.
- The AHAR provides both a 1-day and 1-year estimates of the number of homeless Veterans in the United States.
- The point-in-time (PIT) estimates account for sheltered and unsheltered homeless Veterans on a single night during the last week of January 2009 and January 2010. The PIT estimates were adjusted for VA homeless programs not included in the PIT count and sheltered adults whose Veteran status is unknown. Imputation was applied when no information was submitted for sheltered and unsheltered Veterans.
- The 1-year estimates are based on data from the Homeless Management Information Systems (HMIS) administrative database. The HMIS-based estimates reflect the number of Veterans in the 50 states and the District of Columbia who used emergency shelters or transitional housing facilities during a 12-month period (10/2008 to 09/2009 and 10/2009 to 09/2010). The estimates include an adjustment to account for SHIV that do not yet participate in HMIS or whose Veteran status is unknown. A homeless Veteran who does not use an emergency shelter or a transitional house during the 12-month period is not included in this estimate.
- The AHAR used a 95% confidence interval in FY 2009 and FY 2010. In 2010, the estimated number of SHIV was +/- 33,366 Veterans with an estimated total of 144,842 homeless sheltered Veterans out of 22,383,167 Veterans. In 2009, the estimated number of SHIV was +/-57,568 Veterans with an estimated total of 136,336 homeless sheltered Veterans out of 22,906,784 Veterans.
- The methodology was the same in FY 2009 and FY 2010. Please refer to Appendix A in both reports for additional details.

Veteran Homelessness: Highlights

- Veterans are overrepresented among the homeless population:
 - In 2010, Veterans account for 10 percent of the total adult population and 16 percent of the homeless adult population. However, Veterans comprised 13 percent of sheltered homeless adults in 2010 and 16 percent of homeless adults at a given point in time.
- The SHIV demographic characteristics were mostly similar between FY 2009 and FY 2010.
 - SHIV population, however, were more likely to be White, non-Hispanic/non-Latino, and thus less likely to be a minority.
- The demographic characteristics between SHIV and non-Veterans were different in FY 2010.
 - SHIV tended to be older, more male and more disabled than non-Veterans.

Profile of the Sheltered Homeless Individual Veterans (SHIV)

SHIV showed similar demographic characteristics between FY 2009 and FY 2010. SHIV were over 90 percent males, over 50 percent white, non-Hispanic, over 40 percent between the ages of 31-50 years old and over 50% disabled.

FY 2009*

- 94.5% Male
- 49.6% White, non-Hispanic
- 44.5% Between ages of 31-50
- 53.3% Disabled

FY 2010**

- 93.4% Male
- 52.6% White, non-Hispanic
- 41.1% Between ages of 31-50
- 51.2% Disabled

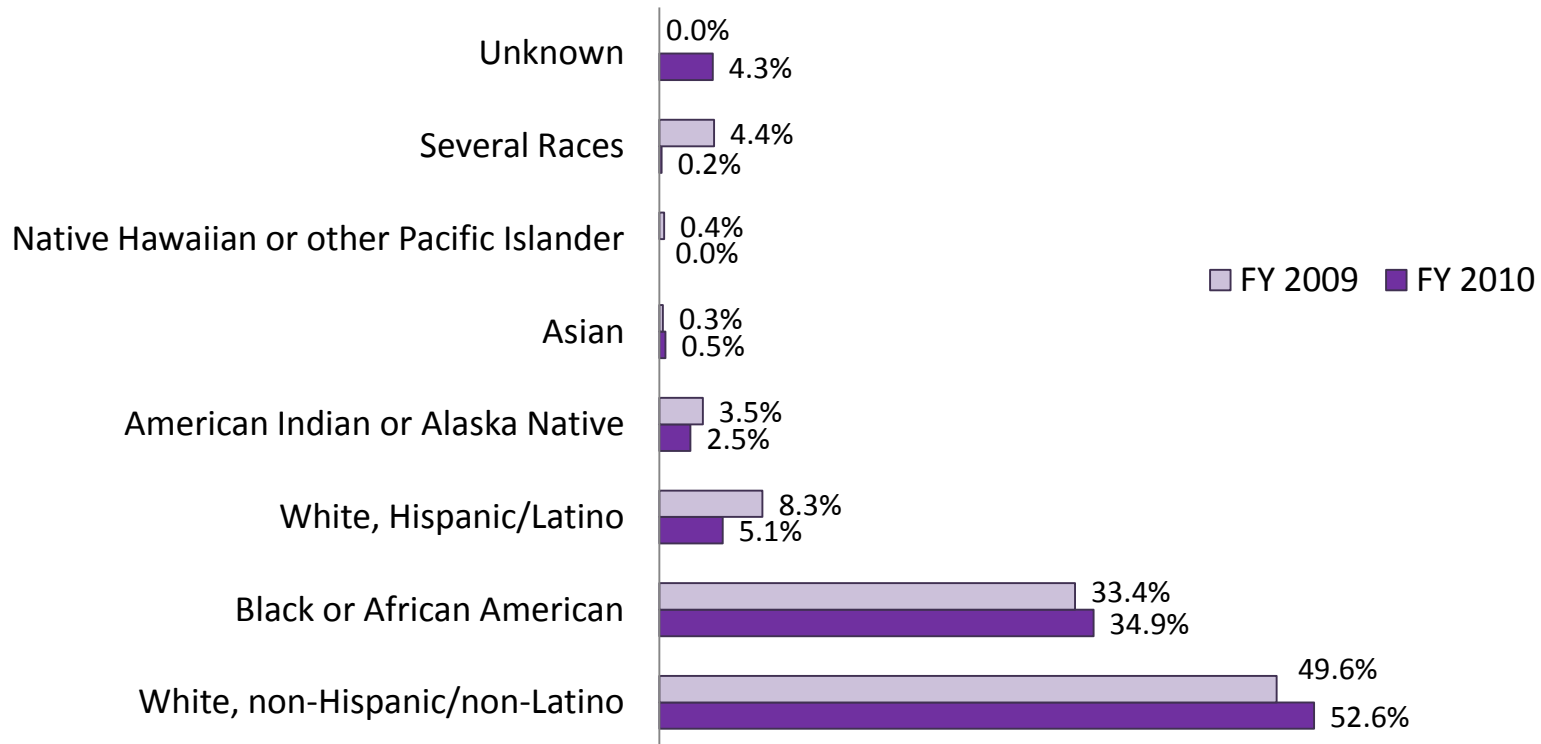
*132,160 was the total estimated number of individual Veterans in FY 2009.

**141,975 was the estimated total number of individual Veterans in FY 2010.

Source: <http://www.hudhre.info/documents/2009AHARVeteransReport.pdf>, page 11 and <http://hudhre.info/documents/2010AHARVeteransReport.pdf>, page 10.

Race Distribution of SHIV for FY 2009* and FY 2010**

The SHIV population as a whole tended to be less minority in FY 2010. The percent of the SHIV that were white, non-Hispanic/non-Latino increased from 50 percent in FY 2009 to 53 percent in FY 2010. As for white, Hispanic/Latino, the percent difference showed a 3 percent decline of SHIV from FY 2009 (8%) to FY 2010 (5%). There was a slight increase in the percent of SHIV who were Black or African American: 33 percent in FY 2009 and 35 percent in FY 2010.



*132,160 total Veteran individuals in FY 2009

**141,975 total Veteran individuals in FY 2010

Source: <http://www.hudhre.info/documents/2009AHARVeteransReport.pdf>, page 11 and <http://hudhre.info/documents/2010AHARVeteransReport.pdf>, page 10

2010 Profile of the SHIV

The demographic characteristics between SHIV and non-Veterans in FY 2010 were different. For instance, SHIV were 93 percent male and non-Veterans were 68 percent male. SHIV had a higher percentage of white, non-Hispanic/non-Latino (53%) while the homeless non-Veterans were 46 percent white, non-Hispanic/non-Latino.

Veteran*

- 93.4% Male
- 52.6% White, non-Hispanic
- 7.7% Between ages of 18-30
- 41.1% Between ages of 31-50
- 42.4% Between ages of 51-61
- 8.9% of ages 62+
- 51.2% Disabled

Non-Veteran**

- 68.2% Male
- 46.3% White, non-Hispanic
- 26.2% Between ages of 18-30
- 50% Between ages of 31-50
- 19.7% Between ages of 51-61
- 3.6% of ages 62+
- 40.5% Disabled

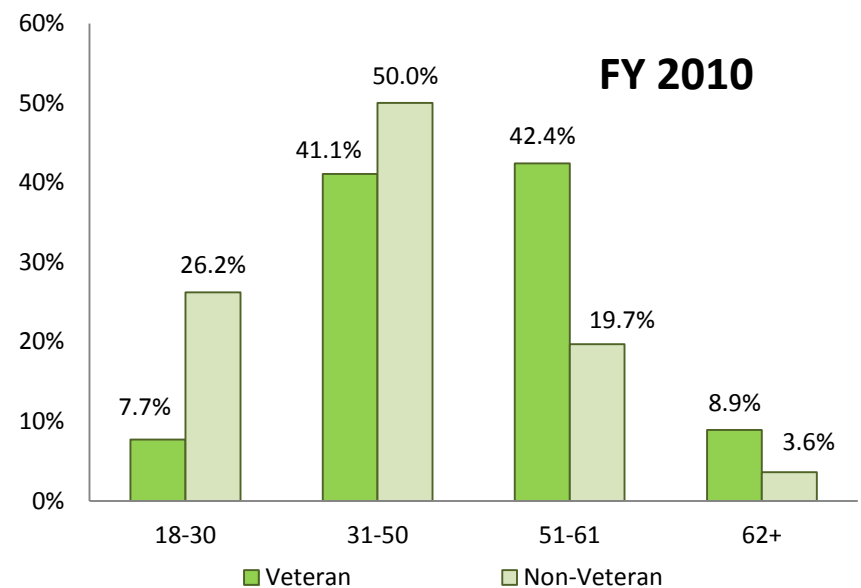
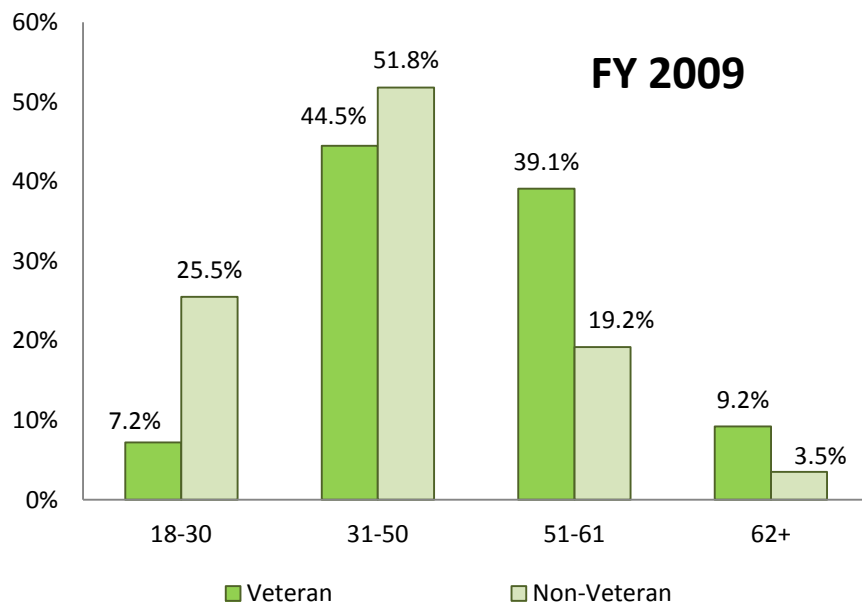
*141,975 total Veteran individuals

** 900,227 total non-Veteran individuals

Source: <http://hudhre.info/documents/2010AHARVeteransReport.pdf>, page 10

Age Distribution of SHIV and Non-Veterans

SHIV tended to be older than non-Veterans. Over 90% of Veterans are over the age of 31 years old whereas roughly 75% of non-Veterans were over 31. In FY 2010, the largest gap in age groups were in the 51-61 year old group (42% for Veterans) and (20% for non-Veterans) and in the 18-30 year old group (8% for Veterans) and (26% for non-Veterans).



Changes in Estimates of Sheltered Homeless Veterans

The number of sheltered Veteran adults in families decreased by 13% between FY 2009 and FY 2010 and the SHIV decreased by about 3%. The number of Veterans who were homeless on a given night in January of FY 2010 was slightly higher (1%) than in FY 2009.

Estimates	Revised 2009	2010	Change	
			Number	Percent
Total Sheltered Veterans*	149,635	144,842	-4,793	-3.2%
Sheltered Veteran Individuals	145,691	141,975	-3,716	-2.6%
Sheltered Veteran Adults in Families	5,091	4,425	-666	-13.1%
Point-in-Time (PIT) Estimates of Homeless Veterans	75,609	76,329	720	1.0%
All Veterans	22,383,167	22,906,784	523,617	2.3%

* The estimate of "Total Sheltered Veterans" reported originally in the 2009 report was 136,334. The estimate was revised to account for VA programs that serve homeless Veterans but were not reported. The sum of sheltered Veteran individuals and adults in families will not sum to the total because a small percentage of veterans (0.8%) were served in both types of households. Note that 2010 was not a regular reporting year, and about 20 percent of the missing data was replaced with 2009 numeric values. For more information, please go to: <http://hudhre.info/documents/2010AHARVeteransReport.pdf>, Exhibit 8-1: page 32 and Appendix A, pages 37-38.

Changes in Characteristics of Sheltered Veterans

For the most part, the small changes that did occur in the characteristics of the sheltered Veteran population enhanced the typical profile of sheltered Veterans. Sheltered Veterans in FY 2010 were more likely to be White, non-Hispanic/non-Latino (+2.8%), and thus less likely to be a minority.

Characteristic	FY 2009	FY 2010	Percentage point Change
Number of Homeless Persons	149,636	144,842	--
Sex			
Male	92.6%	92.0%	-0.6%
Female	7.50%	8.0%	0.5%
Unknown	--	--	--
Ethnicity			
Non-Hispanic/non-Latino	89.2%	92.5%	3.3%
Hispanic/Latino	10.9%	7.5%	-3.4%
Unknown	--	--	--
Race			
White, non-Hispanic/non-Latino	49.3%	52.1%	2.8%
White, Hispanic/Latino	8.0%	5.1%	-2.9%
Black or African American	34.2%	35.1%	0.9%
Asian	0.3%	0.5%	0.2%
American Indian or Alaska Native	3.4%	2.5%	-0.9%
Native Hawaiian or other Pacific Islander	0.4%	0.4%	0%
Several Races	4.3%	4.4%	0.1%
Unknown	--	--	--
Age			
18 to 30 years	8.1%	8.8%	0.7%
31 to 51 years	44.7%	41.2%	-3.5%
51 to 61 years	38.4%	41.3%	2.9%
62 and older	8.7%	8.7%	0.0%
Unknown	--	--	--
Disabled (adults only)			
Yes	52.6%	50.5%	-2.1%
No	42.7%	49.5%	2.1%

Demographic Characteristics of Sheltered Homeless Individual Veterans in Emergency Shelters

The number of SHIV in emergency shelters increased by 5,581 from FY 2009 to FY 2010. The larger increases tended to be male, non-Hispanic/non-Latino, white, and 51 to 61 years old. The number of Hispanic/Latino dropped by 4,550.

Characteristics of Sheltered Homeless Individual Veterans in Emergency Shelters by Fiscal Year (FY)			
(in number)			
Characteristic	FY 2009	FY 2010	Percentage Point Change
Number of Homeless Persons	107,923	113,504	--
Sex			
Male	102,045	106,427	4.3%
Female	5,828	6,976	19.7%
Unknown	--	--	--
Ethnicity			
Non-Hispanic/non-Latino	94,451	104,675	10.8%
Hispanic/Latino	12,684	8,134	-35.9%
Unknown	--	--	--
Race			
White, non-Hispanic/non-Latino	53,607	59,875	11.7%
White, Hispanic/Latino	9,997	5,557	-44.4%
Black or African American	33,216	37,749	13.6%
Asian	281	450	60.1%
American Indian or Alaska Native	4,139	3,225	-22.1%
Native Hawaiian or other Pacific Islander	341	168	-50.7%
Several Races	4,810	4,722	-1.8%
Unknown	--	--	--
Age			
18 to 30 years	8,017	9,114	13.7%
31 to 51 years	46,715	45,741	-2.1%
51 to 61 years	42,322	47,602	12.5%
62 and older	10,814	10,902	0.8%
Unknown	--	--	--

Demographic Characteristics of Sheltered Homeless Individual Veterans in Transitional Housing

The number of sheltered homeless individual Veterans in transitional housing increased by 4,936 from FY 2009 to FY 2010. The larger increases tended to be male, non-Hispanic/non-Latino, white, and 51 to 61 years old.

Characteristics of Sheltered Homeless Individual Veterans in Transitional Housing by Fiscal Year (FY)			
(in number)			
Characteristic	FY 2009	FY 2010	Percentage Point Change
Number of Homeless Persons	30,673	35,609	--
Sex			
Male	28,696	32,714	14.0%
Female	1,865	2,773	48.7%
Unknown	--	--	--
Ethnicity			
Non-Hispanic/non-Latino	27,441	32,524	18.5%
Hispanic/Latino	2,597	2,886	11.1%
Unknown	--	--	--
Race			
White, non-Hispanic/non-Latino	14,170	17,366	22.6%
White, Hispanic/Latino	1,542	1,847	19.8%
Black or African American	12,527	13,740	9.7%
Asian	154	243	57.8%
American Indian or Alaska Native	584	348	-40.4%
Native Hawaiian or other Pacific Islander	191	184	-3.7%
Several Races	1,168	1,590	36.1%
Unknown	--	--	--
Age			
18 to 30 years	1,971	2,241	13.7%
31 to 51 years	14,869	15,505	4.3%
51 to 61 years	11,720	15,553	32.7%
62 and older	1,992	2,290	15.0%
Unknown	--	--	--

Source: <http://www.hudhre.info/documents/2009AHARVeteransReport.pdf> and <http://hudhre.info/documents/2010AHARVeteransReport.pdf>.

Demographic Characteristics of SHIV by Location

The number of SHIV in principal cities and suburban and rural areas increased from FY 2009 to FY 2010. The change difference in suburban and rural areas was 7,164 more SHIV from FY 2009 to FY 2010. The change difference in principal cities was 1,346.

Characteristics of Sheltered Homeless Veterans by Location (in number)						
Characteristic	Principal Cities			Suburban and Rural Area		
	FY 2009	FY 2010	Percentage Point Change	FY 2009	FY 2010	Percentage Point Change
Number of Homeless Persons	97,724	99,070	--	38,608	45,772	--
Sex						
Male	90,647	91,856	1.3%	35,284	41,189	16.7%
Female	6,905	7,109	3.0%	3,308	4,468	35.1%
Unknown	--	--	--	--	--	--
Ethnicity						
Non-Hispanic/non-Latino	83,346	89,012	6.8%	36,640	44,093	20.3%
Hispanic/Latino	13,514	9,286	-31.3%	1,431	1,555	8.7%
Unknown	--	--	--	--	--	--
Race						
White, non-Hispanic/non-Latino	41,857	45,242	8.1%	24,242	29,109	20.1%
White, Hispanic/Latino	10,386	6,384	-38.5%	651	847	30.1%
Black or African American	35,479	37,875	6.8%	10,123	12,270	21.2%
Asian	372	586	57.5%	62	93	50.0%
American Indian or Alaska Native	3,698	2,593	-29.9%	903	912	1.0%
Native Hawaiian or other Pacific Islander	304	471	54.9%	243	76	-68.7%
Several Races	4,020	4,343	8.0%	1,916	1,917	0.1%
Unknown	--	--	--	--	--	--
Age						
18 to 30 years	7,938	8,167	2.9%	3,429	4,567	33.2%
31 to 51 years	43,445	41,292	-5.0%	17,322	18,355	6.0%
51 to 61 years	36,778	40,115	9.1%	15,047	19,662	30.7%
62 and older	9,374	9,351	-0.2%	2,796	3,156	12.9%
Unknown	--	--	--	--	--	--

Summary

- Veterans are overrepresented among the homeless population.
 - Sixteen percent of the homeless population is Veteran while only 10 percent of the total population is Veteran. However, Veterans comprised 13 percent of sheltered homeless adults in 2010 and 16 percent of homeless adults at a given point in time.
- Sheltered homeless individual Veterans (SHIV) showed similar demographic characteristics between FY 2009 and FY 2010.
 - The SHIV population, however, were more likely to be White, non-Hispanic/non-Latino, and thus less likely to be a minority.
 - The number of Hispanic/Latino SHIV dropped in emergency shelters
 - The number of Hispanic/Latino SHIV stayed about the same in transitional housing
- The demographic characteristics between SHIV and non-Veterans were different in FY 2010.
 - SHIV tended to be older, more male and more disabled than non-Veterans.
- The number of SHIV increased from 2009 to 2010 in emergency shelters, in transitional housing, and in principal cities and suburban and rural areas
- The number of Veterans who were homeless on a given night in January of 2010 was slightly higher than in 2009.

Contact Information For This Report

Department of Veterans Affairs
Office of Policy and Planning
National Center for Veterans Analysis and Statistics

For general inquiries, please email us at VANCVAS@va.gov.